

La nuova collezione **ABET Wood** unisce l'espressività del *vero legno* alla tecnologia della produzione industriale. **ABET Wood** offre un ventaglio di nuove soluzioni ai progettisti e designer che ricercano materiali tecnici con le alte prestazioni del laminato, senza perdere il calore e la varietà del legno.

La semplicità di applicazione - che non necessita di ulteriori finiture superficiali - e l'aspetto naturale diventano caratteristiche determinanti e distintive del prodotto. In primo piano sorprendono la ricchezza visiva e la sensazione tattile amplificate dalle innumerevoli differenze di venatura e colore.

ABET Wood offre infinite possibilità di espressione, con dolci accostamenti tono su tono e inaspettati contrasti.
ABET Wood, natural touch

The new **ABET Wood** collection merges the expressiveness of *real wood* with the technological advantages of industrial production.

ABET Wood offers a variety of new opportunities to those architects and designers seeking a technical material with the high performance of laminate, whilst maintaining the warmth and variety of wood.

The ease of use, which requires no further surface finishing, and the natural feel become unique and distinctive features of the product. You will be surprised by the visual richness and tactility, amplified by the many nuances in grain and colour.

ABET Wood offers unlimited expressive opportunities from subtle tone on tone to unexpected contrasts.
ABET Wood, natural touch

La nouvelle collection **ABET Wood** allie l'esthétique du *bois naturel* et la technologie d'un produit industriel. **ABET Wood** offre un éventail de solutions nouvelles aux agenceurs et architectes soucieux de garantir les hautes performances techniques du stratifié HPL, tout en conservant la chaleur et la variété du bois.

La facilité d'utilisation qu'autorise une surface prête à l'emploi et la conservation de l'aspect naturel sont les caractéristiques déterminantes et différenciatrices de ce produit. Il surprend de prime abord par une richesse visuelle et une sensation tactile qu'amplifient les innombrables nuances de grains et de couleurs.

ABET Wood offre l'infinie richesse créative de subtils assemblages de ton sur ton et de contrastes inattendus.
ABET Wood, natural touch

Die neue **ABET Wood** Kollektion vereint die Ausdrucksstärke eines *echten Holzes* und die technischen Vorteilen einer industriellen Produktion.

ABET Wood bietet eine Vielzahl neuer Möglichkeiten für Architekten und Designer, die ein technisches Material mit sehr großer Leistungsfähigkeit suchen, das die Wärme und Vielfaltigkeit von Holz beibehält.

Die Leichtigkeit der Verarbeitung, die keine weitere Oberflächenbehandlung erfordert sowie die natürliche Anmutung sind die einzigartigen und unverwechselbaren Merkmale dieses Produktes.

Sie werden überrascht sein von der optischen Fülle und dem taktilen Empfinden, welche durch die vielen Nuancen in Farbe und Maserung noch verstärkt werden.

ABET Wood offeriert unbegrenzte expressive Möglichkeiten von subtilem Ton-in-Ton hin zu unerwarteten Kontrasten.
ABET Wood, natural touch

La nueva colección **ABET Wood** fusiona la expresividad de la *Madera real* con las ventajas tecnológicas de la producción industrial.

ABET Wood ofrece una amplia variedad de nuevas oportunidades para aquellos arquitectos y diseñadores que buscan un material técnico con el alto rendimiento del laminado, mientras que mantiene la calidez y la variedad de la madera. La facilidad de uso, que no requiere ningún acabado de superficie adicional y la caída natural, se convierten en las características más distintivas del producto.

Os veréis sorprendidos por la riqueza y la tangibilidad, realizadas por los múltiples matices proporcionados por la vetas y el color.

ABET Wood ofrece unas oportunidades de expresión ilimitadas desde los tonos más sutiles hasta sus inesperados contrastes.
ABET Wood, natural touch

De nieuwe **ABET Wood** collectie verenigt de uitstraling van echt hout met de technologische voordelen van industriële productie.

ABET Wood biedt een scala van nieuwe mogelijkheden aan wanneer architecten en ontwerpers een technisch product zoeken met hoogwaardige eigenschappen van laminaat, dat tegelijkertijd de warmte en variatie van hout uitstraalt. Het gebruiksgemak, waarbij een verdere oppervlaktebehandeling niet nodig is, en de natuurlijke uitstraling maken het tot een uniek en onderscheidend product. Het toont een verrassende optische rijkdom en een warme touch, versterkt door de vele nuances in nerven en kleur.


ABET Wood biedt onbeperkte mogelijkheden qua expressiviteit, met subtiele overgangen van kleur op kleur naar onverwachte contrasten.

ABET Wood, natural touch



impiallacciatura precomposta
reconstituted veneer

COD. 1700
Rovere Chiaro




Pannello laminato / Laminate sheet 305x130 cm - Rappresentazione in scala / Scale 1:15



ROVERE CHIARO

Rappresentazione in scala / Scale 1:1

COD. 1713
Rovere River




Pannello laminato / Laminated sheet 305x130 cm - Rappresentazione in scala / Scale 1:15

ROVERE RIVER



Rappresentazione in scala / Scale 1:1

COD. 1712
Rovere Cerqua




Pannello laminato / Laminate sheet 305x130 cm - Rappresentazione in scala / Scale 1:15



ROVERE CERQUA

Rappresentazione in scala / Scale 1:1

COD. 1720
Flamed Oak




Pannello laminato / Laminated sheet 305x130 cm - Rappresentazione in scala / Scale 1:15




FLAMED OAK

Rappresentazione in scala / Scale 1:1

COD. 1711
Rovere Nigrum



Pannello laminato / Laminate sheet 305x130 cm - Rappresentazione in scala / Scale 1:15




ROVERE NIGRUM

Rappresentazione in scala / Scale 1:1



COD. 1707
Ciliegio Fine




Pannello laminato / Laminate sheet 305x130 cm - Rappresentazione in scala / Scale 1:15



CILIEGIO FINE

Rappresentazione in scala / Scale 1:1

COD. 1708
Ciliegio Fiammato




Pannello laminato / Laminated sheet 305x130 cm - Rappresentazione in scala / Scale 1:15



CILIEGIO FIAMMATO

Rappresentazione in scala / Scale 1:1

COD. 1716
Noce Grigio




Pannello laminato / Laminate sheet 305x130 cm - Rappresentazione in scala / Scale 1:15

NOCE GRIGIO




Rappresentazione in scala / Scale 1:1

COD. 1715
Noce Junglas



Pannello laminato / Laminate sheet 305x130 cm - Rappresentazione in scala / Scale 1:15

NOCE JUNGLAS



Rappresentazione in scala / Scale 1:1

COD. 1709
Teak Birmano




Pannello laminato / Laminated sheet 305x130 cm - Rappresentazione in scala / Scale 1:15



TEAK BIRMANO

Rappresentazione in scala / Scale 1:1

COD. 1717
Red Rosewood



Pannello laminato / Laminate sheet 305x130 cm - Rappresentazione in scala / Scale 1:15




RED ROSEWOOD

Rappresentazione in scala / Scale 1:1





COD. 1721
Silver Apricot



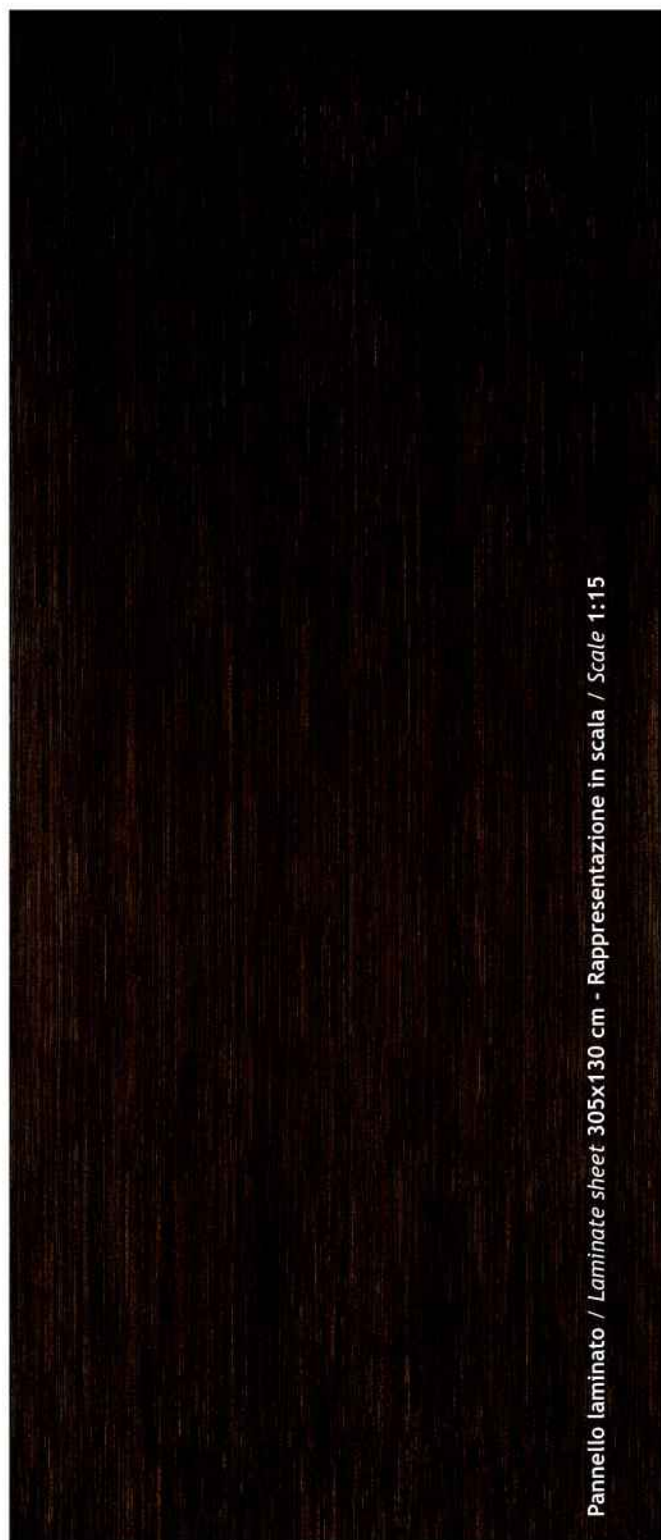
Pannello laminato / Laminated sheet 305x130 cm - Rappresentazione in scala / Scale 1:15



SILVER APRICOT


Rappresentazione in scala / Scale 1:1

COD. 1714
Wengè Tropico




Pannello laminato / Laminate sheet 305x130 cm - Rappresentazione in scala / Scale 1:15

WENGE' TROPICO




Rappresentazione in scala / Scale 1:1

COD. 1702
Zapatero Chiaro



Pannello laminato / Laminated sheet 305x130 cm Rappresentazione in scala / Scale 1:1




ZAPATERO CHIARO

Rappresentazione in scala / Scale 1:1

COD. 1710
Zebra Brown




Pannello laminato / Laminate sheet 305x130 cm - Rappresentazione in scala / Scale 1:15



ZEBRA BROWN


Rappresentazione in scala / Scale 1:1

COD. 1703
Zapatero Scuro



Pannello laminato / Laminated sheet 305x130 cm - Rappresentazione in scala / Scale 1:15

ZAPATERO SCURO




Rappresentazione in scala / Scale 1:1

A close-up photograph of a tree trunk, showing the intricate, cracked texture of the bark. The bark is a mix of brown and grey tones, with deep grooves and ridges. The background is a soft, out-of-focus green, suggesting a forest setting. A blue rectangular box is overlaid on the lower left side of the image, containing text.

impiallacciatura naturale
natural veneer

COD. 1726
Natural Maple




Pannello laminato / Laminated sheet 305x130 cm - Rappresentazione in scala / Scale 1:15

NATURAL MAPLE



Rappresentazione in scala / Scale 1:1

COD. 1725
Natural Ash




Pannello laminato / Laminated sheet 130x305 cm - Rappresentazione in scala / Scale 1:20



NATURAL ASH

Rappresentazione in scala / Scale 1:1

COD. 1722
Natural Oak




Pannello laminato / Laminated sheet 305x130 cm - Rappresentazione in scala / Scale 1:15



NATURAL OAK

Rappresentazione in scala / Scale 1:1

COD. 1727
Natural Mahogany




Pannello laminato / Laminate sheet 305x130 cm - Rappresentazione in scala / Scale 1:15



NATURAL MAHOGANY

Rappresentazione in scala / Scale 1:1

COD. 1723
Natural Walnut




Pannello laminato / Laminate sheet 305x130 cm - Rappresentazione in scala / Scale 1:15



NATURAL WALNUT


Rappresentazione in scala / Scale 1:1

COD. 1724
Natural Teak




Pannello laminato / Laminate sheet 305x130 cm - Rappresentazione in scala / Scale 1:15

NATURAL TEAK




Rappresentazione in scala / Scale 1:1

 **Attenzione:** trattandosi di superficie ottenuta con legno naturale, potranno verificarsi delle leggere variazioni di tono tra pannello e pannello.

L'esposizione alla luce naturale può determinare variazioni di colore nel tempo.


L'applicazione dell'**ABET Wood** è consigliabile esclusivamente per ambienti "secchi". E' necessaria la sigillatura dei bordi.

Tutti i dati tecnici relativi all' **ABET Wood**, sono riportati nella specifica scheda tecnica, pubblicata sul sito internet aziendale www.abet-laminati.it

 **Warning:** because the surface is made of natural wood, the tone may slightly differ from one panel to another. Exposure to natural light may alter the colour over a period of time.

ABET Wood should only be used in dry environments. The sealing of the edges is a requirement.


All technical data referred to **ABET Wood** are reported on the relevant Technical Sheet on web site www.abet-laminati.it

 **Important :** S'agissant d'une surface obtenue à partir de bois naturel, il est tout à fait normal de constater des légères différences de ton entre les panneaux. Avec le temps, l'exposition à la lumière naturelle peut produire des différences de couleur. L'application de

ABET Wood est conseillée uniquement dans des endroits non humides. La tranche du bois sur les bords doit impérativement être protégée de l'air par un vernis afin d'éviter une oxydation irrégulière du bois et des infiltrations d'humidité.


Toutes les données techniques relatives à **ABET Wood** figurent dans la fiche technique correspondante sur le site www.abet-laminati.it



 **Achtung:** da es sich um eine Naturholzoberfläche handelt, der Farbunterschied von Platte zu Platte ist geingfügig. Je nach Furnier können mit der Zeit Farbänderungen auftreten.

ABET Wood sollte nur in trockene Umgebung eingesetzt werden. Es ist unbedingt notwendig, die Schnittkanten zu versiegeln.

Alle technischen Daten hinsichtlich **ABET Wood** sind auf dem relevanten technischen Datenblatt auf der Website www.abet-laminati.it zu finden.

 **Atención:** tratándose de una superficie obtenida con madera natural, podrán producirse leves variaciones de tono entre un panel y otro.

La exposición a la luz natural con el tiempo puede producir variaciones de color.

La aplicación del **ABET Wood** es aconsejable exclusivamente para ambientes "secos". Es necesario el sellado de los bordes.

Todos los datos técnicos relativos a **ABET Wood**, estas descriptos en la correspondiente ficha técnica, publicada en el sitio de la empresa www.abet-laminati.it

 **Belangrijk :** omdat het oppervlak bestaat uit natuurlijk hout, kan de tonaliteit enigszins verschillen van plaat tot plaat.

Blootstelling aan daglicht kan op grond van het fineer na verloop van tijd kleurverschillen geven. De toepassing van **ABET Wood** wordt uitsluitend aanbevolen voor "droge" ruimtes. Het luchtdicht afsluiten van het fineer op de zaagranden door middel van een vernis is een vereiste teneinde een onregelmatige oxidatie van het hout te vermijden en infiltratie van vocht te voorkomen.

Alle technische gegevens over **ABET Wood** zijn terug te vinden in de overeenkomstige technische fiche op de website www.abet-laminati.it



COD. 1700 Rovere Chiaro



COD. 1702 Zapatero Chiaro



COD. 1703 Zapatero Scuro



COD. 1707 Ciliegio Fine



COD. 1708 Ciliegio Fiammato



COD. 1709 Teak Birmano



COD. 1710 Zebra Brown



COD. 1711 Rovere Nigrum



COD. 1712 Rovere Cerqua



COD. 1713 Rovere River



COD. 1714 Wengè Tropico



COD. 1715 Noce Junglas



COD. 1716 Noce Grigio



COD. 1717 Red Rosewood



COD. 1720 Flamed Oak



COD. 1721 Silver Apricot



COD. 1722 Natural Oak



COD. 1723 Natural Walnut



COD. 1724 Natural Teak



COD. 1725 Natural Ash



COD. 1726 Natural Maple



COD. 1727 Natural Mahogany

ABET
wood
NATURAL TOUCH



ABET
WOOD
NATURAL TOUCH

www.abet-laminati.it